

# FLUSH



**THE DOOR WITH MORE.**

For a complete list of products, visit [Steel-Craft.ca](http://Steel-Craft.ca)

# FLUSH



WEATHER  
LOCK



CLIMA  
CORE



DURA  
WARE

## R-Value

**FL Thickness = 1 3/8" R value = 12.60**

Steel-Craft's ClimaCore advantage means that we inject polyurethane insulation directly between the two exterior panels. This CFC and HCFC-free foam gives you better energy efficiency and greater strength.

## Door sizes

Flush doors have a standard headroom requirement of 12". Low headroom kits are available for special applications.

Height	21"	24"	Total
6'		3	3
7'	4		4
7'3"	3	1	4
7'6"	2	2	4
7'9"	1	3	4
8'		4	4
8'9"	5		5
9'	4	1	5
9'3"	3	2	5
9'6"	2	3	5
9'9"	1	4	5
10'		5	5

## Premium quality in every layer

We use only the best components for a finished product that delivers unmatched quality and durability:

- Finest quality Canadian galvanized steel
- Polyester paint topcoats to protect the underlying zinc coating
- Thermal-Break separates steel skins to reduce cold/heat conductivity, and stops frost and moisture from collecting on the inside of the door

## Hardware

We design and manufacture all hardware components to ensure:

- Optimum strength, durability and smooth operation
- Highest gauge and strongest steel amongst the market
- Top quality nylon rollers for long life and quiet operation
- Computer balanced oil tempered torsion springs, steel bearings and die cast cable drums increase ease of operation
- Corrosion resistant galvanizing is used on all steel parts to reduce the possibility of rusting

## Weather Seal

- Exterior grade, double finned weather-stripping provides excellent protection from outside elements as well as a crisp finishing touch to the perimeter of your door.
- Air and wind flow is eliminated by the use of a continuous weather seal inserted between each section.
- Arctic grade seal conforms to minor floor irregularities providing protection against outside air, dust, dirt and moisture.

## Virtually Maintenance Free


Finished with a factory applied, baked-on, two-coat exterior polyester paint finish on both sides gives years of maintenance-free operation. The seamless steel inside brightens the interior of the garage and is easy to keep clean.

## Unnecessary Lifetime Warranty


Sure, we have a lifetime warranty. But, after thousands of tests performed on all of our parts, we don't think you'll ever need it. In fact, only 0.01% of our customers ever do. See dealer for complete details




## Colours



White (QC4654)



Linen (QC7892)



Sandstone (QC6411)

Flush doors come in a standard wood grain finish. They can also be painted to match your home.

NOTE: Colour representation may not be accurate. Exact colour matches can be requested from a Steel-Craft dealer.

**Vancouver**  
1-800-361-3667  
**Kelowna**  
1-800-880-0755  
**Calgary**  
1-800-561-9871

**Edmonton**  
1-800-463-3667  
**Toronto**  
1-800-465-7091

**Steel-Craft  
Door Products LTD**  
13504 St. Albert Trail  
Edmonton, Alberta  
T5L 4P4  
[www.steel-craft.ca](http://www.steel-craft.ca)

**SC STEEL-CRAFT**  
DOOR PRODUCTS LTD.  
**THE DOOR WITH MORE.**



Steel-Craft Doors are  
proudly made in Canada.